



RBC BlueBay
Asset Management

Investment Outlook Presentation

March 2024

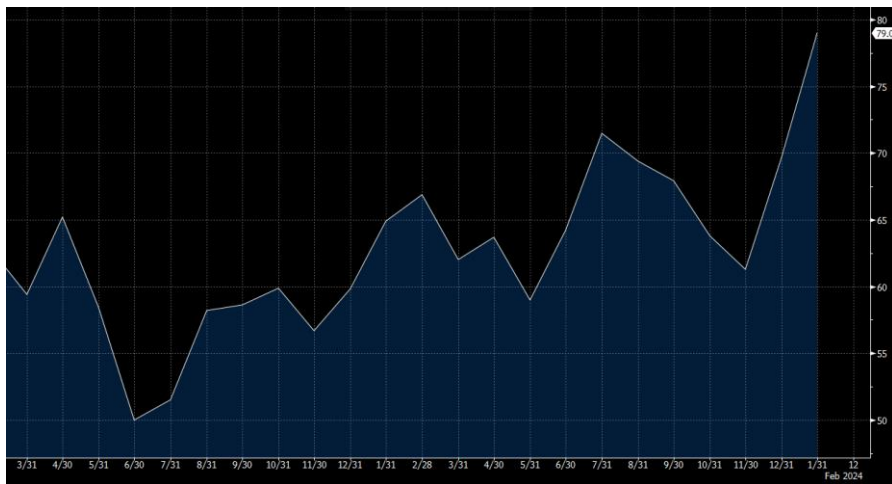
Mark Dowding

Chief Investment Officer

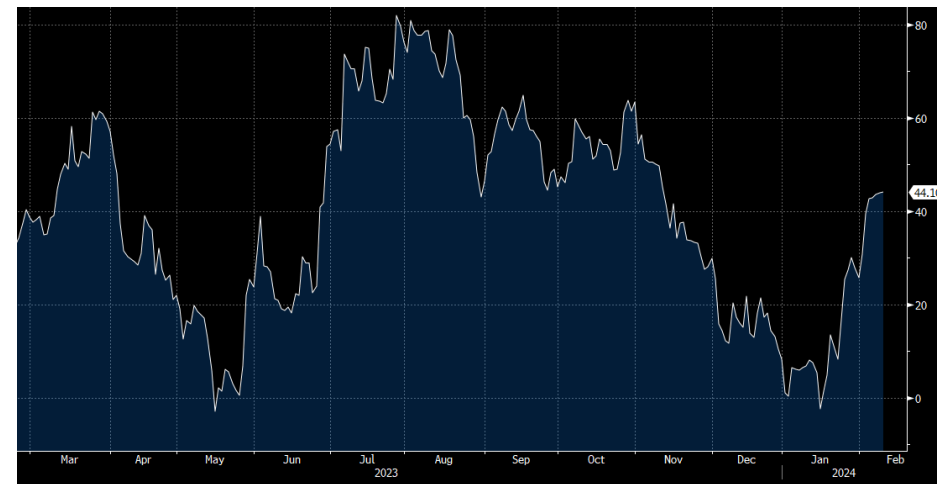
US growth continues to confound the sceptics

- US economy grew at an above trend pace in H2 last year, confounding predictions of a slowdown
- Economy retains plenty of momentum coming into 2024
- Recent data shows signs of acceleration, linked to easing in financial conditions
- We expect activity to moderate in coming months, with a soft landing the most likely scenario

Consumer confidence highlights robust economy



US Economic Surprise index accelerates



Source: Bloomberg 14/2/2024

The destination is more important than the timing

- FOMC expects to start cutting rates in the coming months – markets have been impatient, wanting to front run the Fed
- With economy robust and markets buoyant, there is no pressure for the Fed to be in a hurry – unless there are political motives at play
- Bigger question is the extent of easing likely in the course of the coming cycle

Obsession over timing of first cut



Source: Bloomberg 14/2/2024

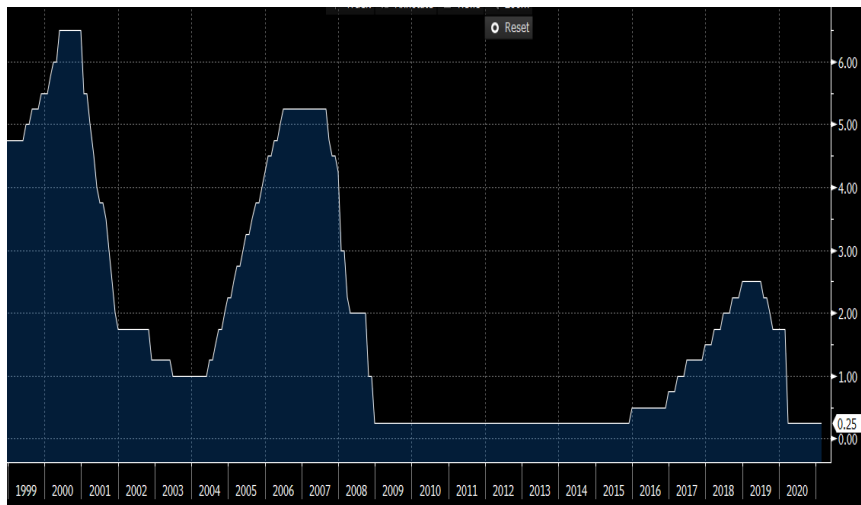
GS Financial Conditions Index Has Eased Already



Up the staircase and down the elevator?

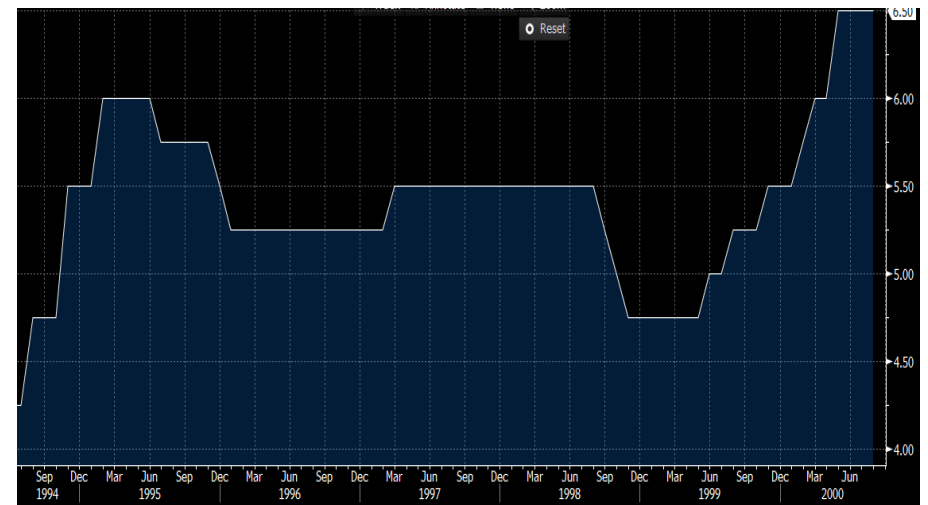
- Conventional wisdom holds, that rate cutting cycle is much faster than a tightening cycle
- Aggressive rate cuts (>200bp) will be delivered if there is an abrupt slowdown (hard landing) or a major financial market event
- In a soft-landing scenario, a rate cutting cycle could be shallower (<100bp) - like the examples from mid 1990s

The last 3 Fed cutting cycles since 2000



Source: Bloomberg 14/2/2024

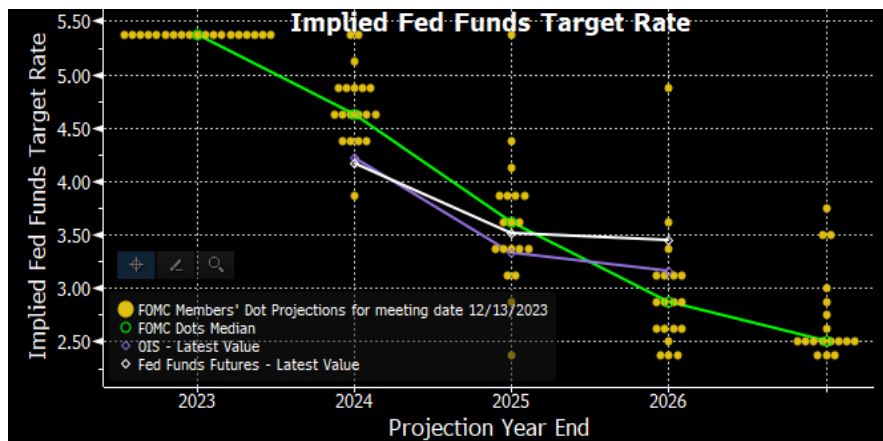
The previous 2 rate cutting cycles in the 1990s



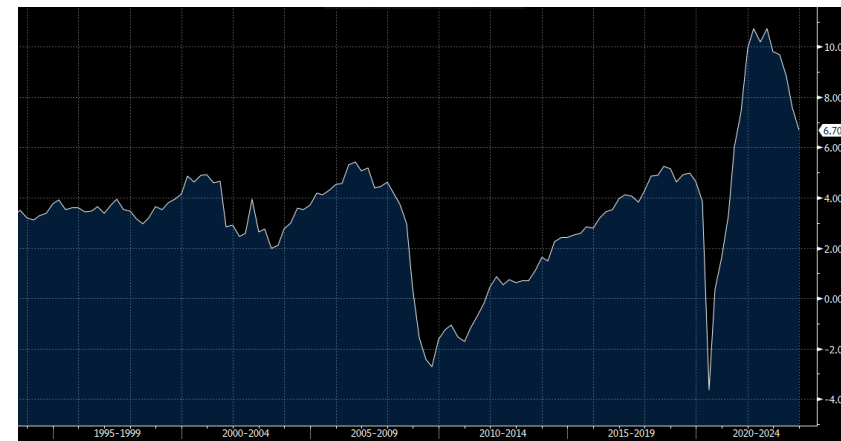
Estimates of R^* will respond to inflation trends

- In the period up to the GFC, the Taylor Rule was seen as giving a reliable guide to where US interest rates should be
- During past decade R^* was revised lower as inflation persistently undershot targets, taking the long run dot down to 2.5% on the FOMC plot
- If inflation remains a bit above 2% going forward, expect an upward revision over 3%

FOMC Dot Plot sees rates falling materially



Taylor Rule estimate for US Interest Rates



Source: Bloomberg 14/2/2024

Beware assuming that we will return to the norms of the 2010s

- 2010s were an unusual period in economic and financial market history
- Ever since the pandemic there is a desire to 'return to normal' but 2010s was not a normal decade post GFC
- Peaking globalisation / Green Inflation premium / Demographics / Labour Market behaviour – all make it more likely that inflation will be a bit higher in future periods
- Is today's world more like the 1990s?

Abnormally low US inflation during 2010's



Labour now wanting more



Source: Bloomberg 14/2/2024

US Election 2024 –can Trump be stopped?

- Trump is the most likely candidate to win the 2024 election
- Trump victory means more isolationist / more protectionist United States
- A Trump win is a major source of concern for Europe / Ukraine
- Trump victory means lower taxes, bigger deficits & higher inflation (border & tariffs)

Trump election probability (%)



Could Biden be replaced?



Worries in NATO and beyond

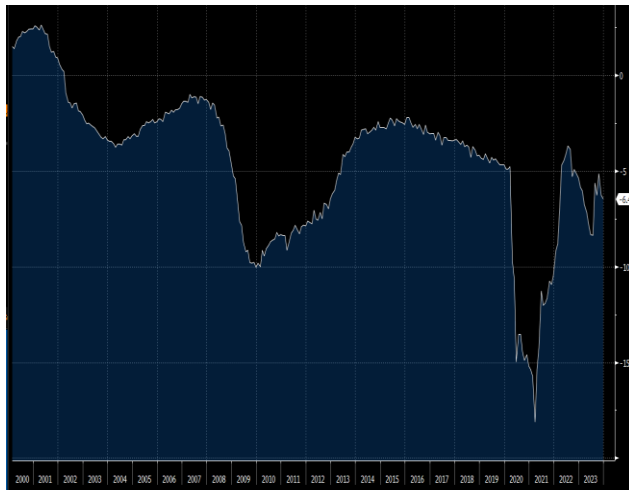


Source: Betfair.co.uk , Twitter 14/2/2024

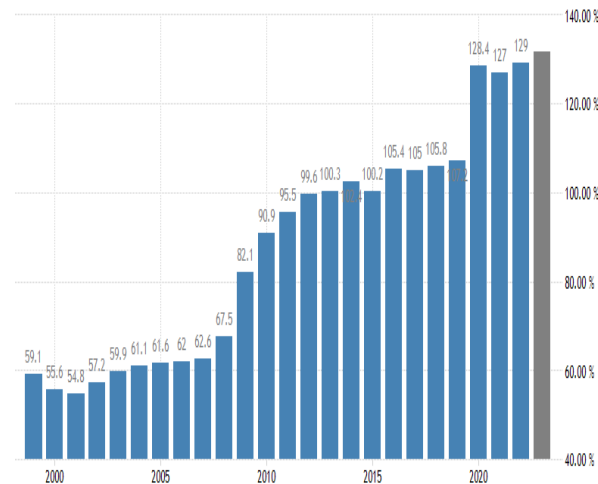
How vulnerable are US Government finances?

- US Fiscal deficit stands at 6.5% of GDP, notwithstanding booming economy
- Economic slowdown would risk a deficit heading toward 10%
- US is becoming more vulnerable as interest costs rise
- Strong growth and position as Reserve currency means a problem may still be a few years away – but debt levels seems set to rise further

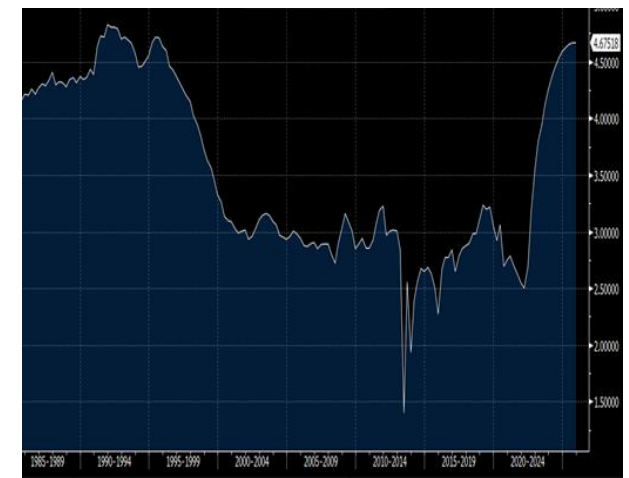
US Fiscal Deficit (% GDP)



US Federal Debt to GDP ratio (%)



US Interest Expense (% GDP)



Source: Bloomberg, TradingEconomics.com, White House: 14/2/2024

Voters respond to a message of lower taxes and increased spending

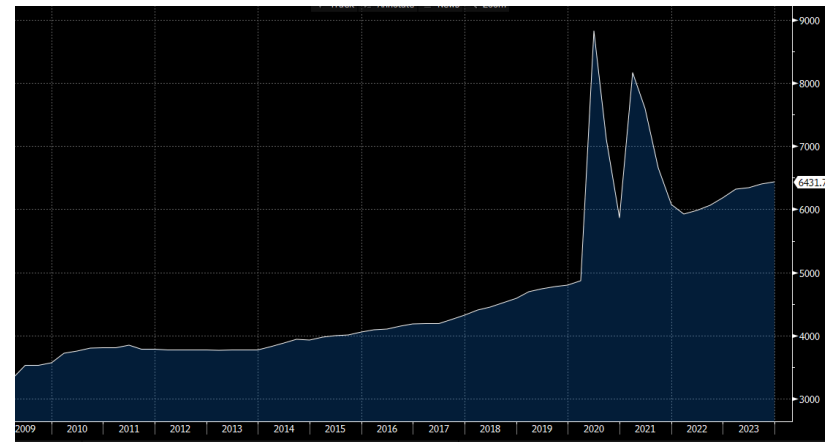
- Notwithstanding the deficit, politicians compete on further tax cuts
- Since 2008, federal spending has been on an accelerating trend
- Everyone would like lower taxes and higher spending
- This political reality will only change when these policies push up rates and voters become worse off as a result

Full employment – yet still more tax cuts!



Source: Bloomberg 14/2/2024

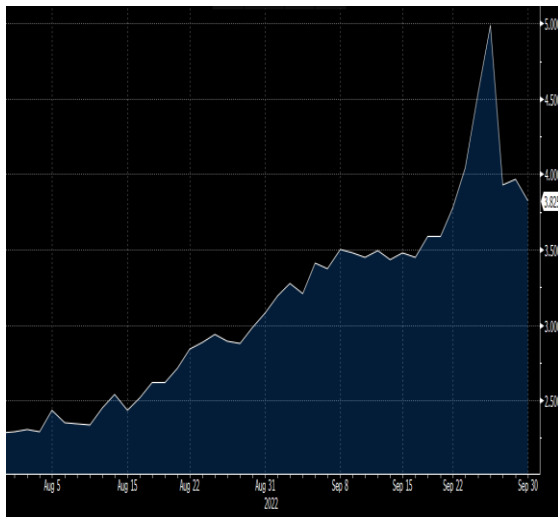
US Federal Expenditures (\$bn)



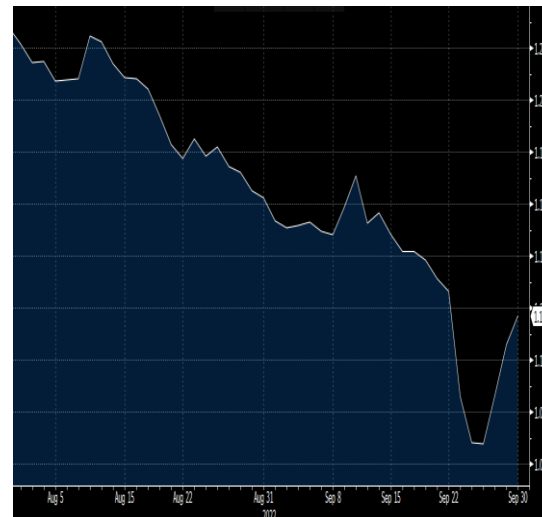
As debt levels rise could we witness another bond market tantrum?

- In 2022, markets lost confidence in UK fiscal plans, leading to the ‘Truss Tantrum’
- We have learned that as debt levels continue to climb – eventually this may expose a fault line in the government bond markets
- When markets move, then governments will be forced to course correct
- Could a rating downgrade or failed auction could be the catalyst for these fears to metastasize in a market like the US?

Truss Tantrum: UK yield (%)



Truss Tantrum: UK£ / US\$



When could fault line crack?

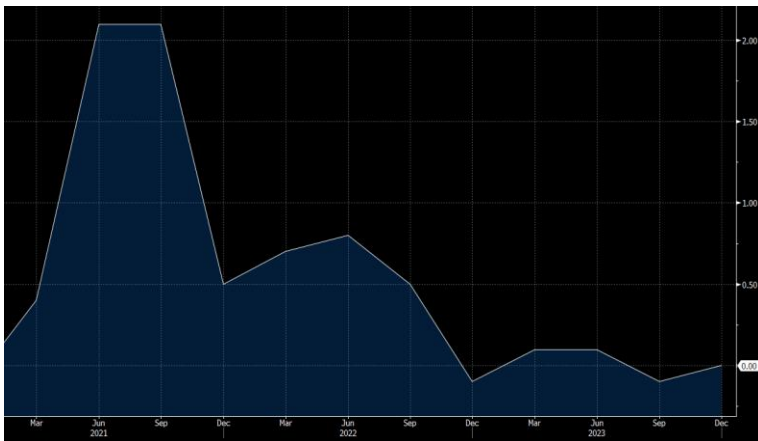


Source: Bloomberg 14/2/2024

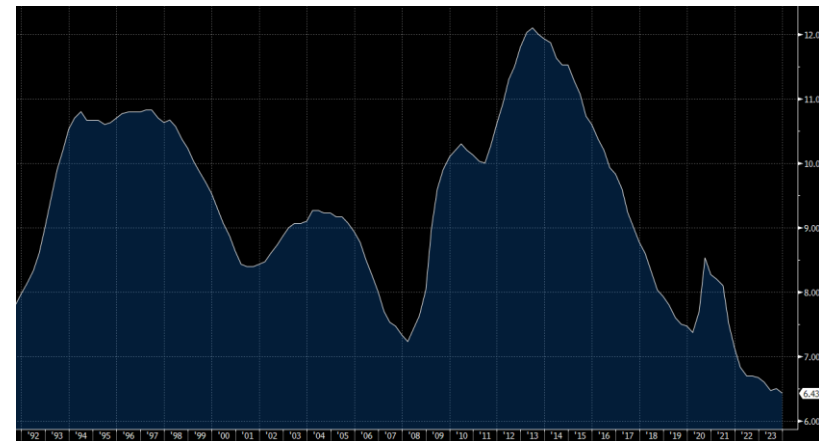
Weak Eurozone growth pushes ECB towards rate cuts

- Weak growth trajectory in EU is very different to experience in US economy
- ECB now likely to start cutting rates in advance of the Federal Reserve
- Tight labour market and wages represent an impediment to more dovish policy
- Expect 75bp total rate cuts during 2024, starting in June
- Bund yields close to fair value

EU GDP growth hovers around 0%



Record low Eurozone unemployment rate

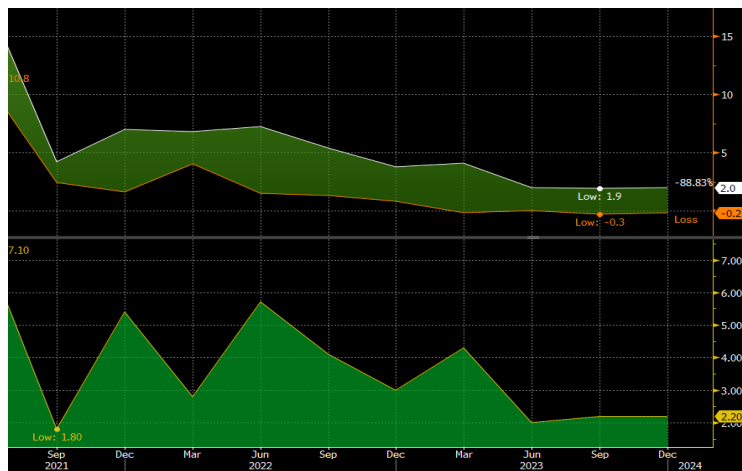


Source: Bloomberg, Tradingeconomics.com 14/2/2024

Sovereign spreads in EU

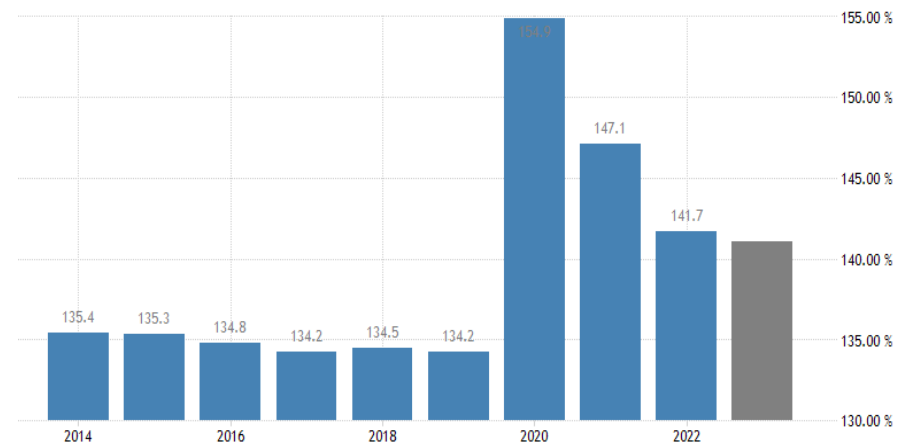
- Southern Europe is outperforming; scope for Spain to converge vs France
- Italian spreads are stable for now – low growth is bigger issue than debt level
- Greece back in IG indices; spread <100bp due to strong technical
- Politics in EU represent a bigger threat to spreads in 2025 and beyond

Spain vs Germany GDP growth gap



Source: Bloomberg, Tradingeconomics.com 14/2/2024

Italy debt to GDP (%)



Political risks in Europe are moving north

- Georgia Meloni has performed well as Italian Prime Minister thus far – Italian political risks are subdued for now
- Success of a female, right wing leader is a factor boosting Le Pen ratings in France – French political risks are rising
- Populism remains a risk in the EU, in the absence of growth and prosperity

Brussels warms to Meloni



Le Pen is gains in France



Ugly Populism in Netherlands



Source: Bloomberg 14/2/2024

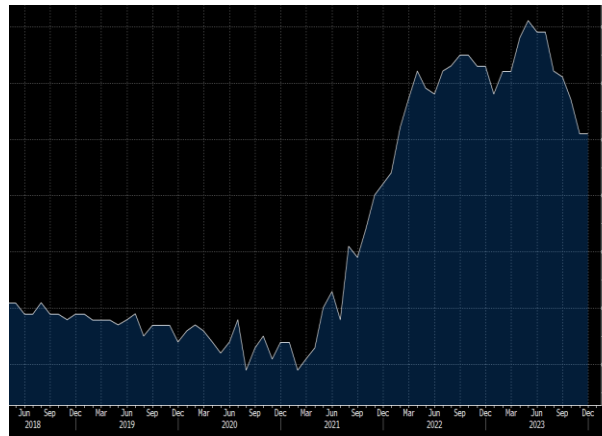
UK tax cuts make life difficult for Bank of England

- UK economy remains weak, but inflation remains elevated and wage growth is too high
- Conservative fiscal stimulus risks government finances and could add to inflationary pressure
- Difficult for the Bank of England to cut rates this year
- Labour Party having to scale back their own plans post-election

Conservatives buying votes?



UK Inflation stuck near 5%



Labour to inherit Tory troubles

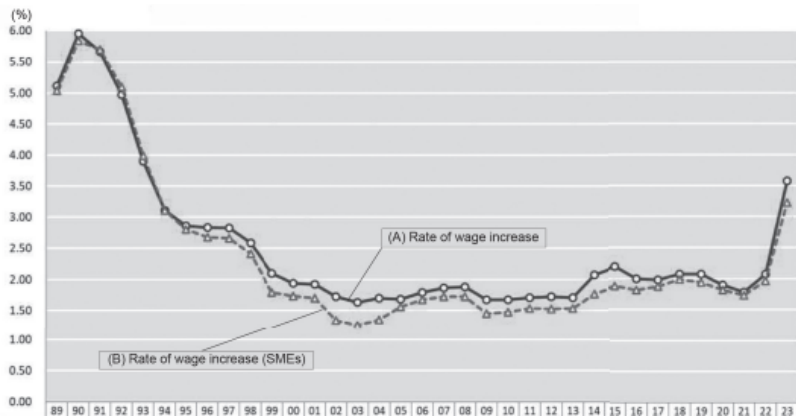


Source: Bloomberg, Twitter 14/2/2024

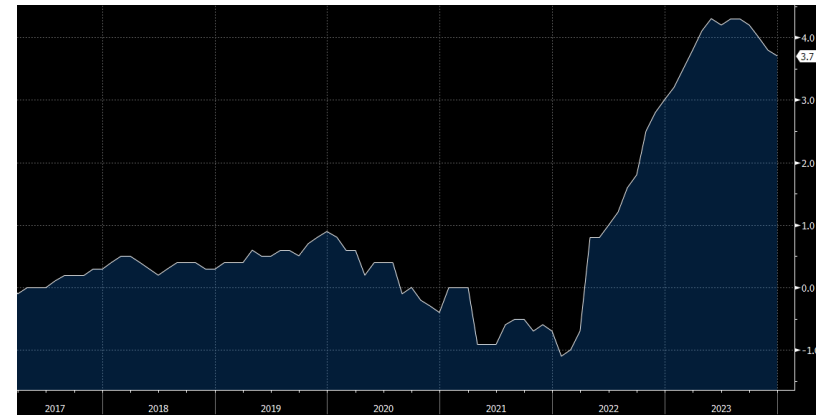
The destination is more important than the timing (2)

- BoJ have been slower to start normalising policy than we expected last year
- Change is now imminent – wage gains have been the final piece in the puzzle
- We expect cash rates to rise to 0.50% by the end of the year and > 1.25% for JGBs
- R^* in Japan is probably around 1.5% in a 2% inflation world

2024 Shunto likely to post further gains



Japan core inflation (%)

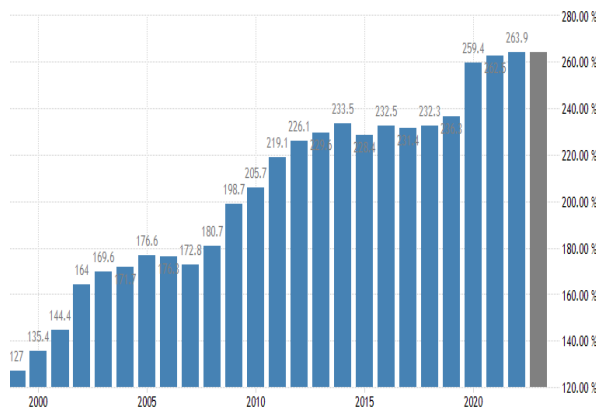


Source: Bloomberg 14/2/2024

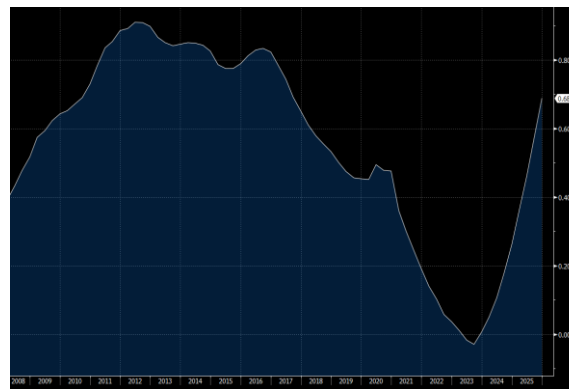
Do we need to worry about Japanese debt sustainability?

- Japanese debt levels are elevated and demographics suggest that it will be difficult to reduce this materially in years to come
- Interest costs have been low as a function of ZIRP, but this is now changing
- Keeping interest costs down is consistent with 10 year JGBs <2%
- Rating risks could be a source of market stress

Japan debt levels are very high



Interest expense is low for now



Credit rating risks

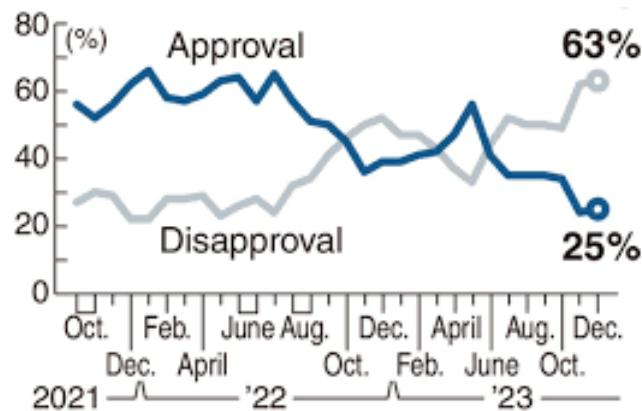
	S&P	Moody's	DBRS	TE
Czech Republic	AA-	Aa3		85
Estonia	AA- ↓	A1	AA (low)	83
Ireland	AA	Aa3	AA (low)	83
Israel	AA- ↓	A2 ↓		81
Kuwait	A+	A1		81
Bermuda	A+	A2		78
China	A+	A1 ↓	A	78
Japan	A+	A1	A (high)	77
Lithuania	A+ ↓	A2	A (high)	76
Saudi Arabia	A	A1 ↑		76

Source: Bloomberg, Tradingeconomics.com 14/2/2024

BOJ Policy shift can save the Yen ; it may look too late for Kishida

- As monetary policy moves in the opposite direction in Japan to other developed markets, this can be a catalyst for the Yen to rally
- Yen is heavily undervalued and under-owned by global investors
- Weak Yen has been a factor contributing to Kishida unpopularity. It is less clear that a turn in the Yen can materially boost his approval rating at this stage

Kishida Cabinet approval rating



Trade weighted value of Yen



Source: Bloomberg 14/2/2024

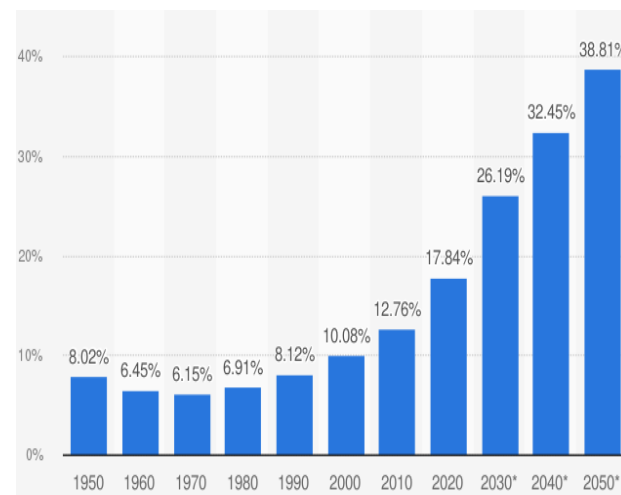
China prospects remain depressed

- Property slump mirrors Japan in 1990's – several years to remediate
- China set to grow old, before it grows rich (Japan got rich before it became old)
- Little scope to boost exports, little appetite in Beijing to boost consumption
- Domestic deflation, without exporting deflation
- Taiwan eventually at risk, if US becomes more insular over time

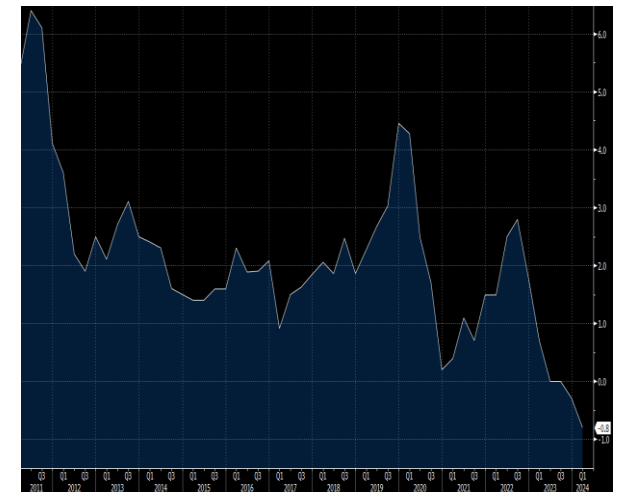
Protracted property slump



Population share >60 years



China CPI inflation (%)



Source: Bloomberg, Statista.com, Twitter 14/2/2024

IG credit supported by strong supply / demand technicals

- IG spreads have rallied materially, but Euro spreads slightly remain cheap versus historic levels
- Strong technicals due to negative net supply and strong investor demand may see spreads continue to narrow in the coming months
- Euro financials remain a sector, which stands out as cheap on a valuation basis

Euro spreads cheap, US rich vs long run



Euro Financials trade cheap to other sectors

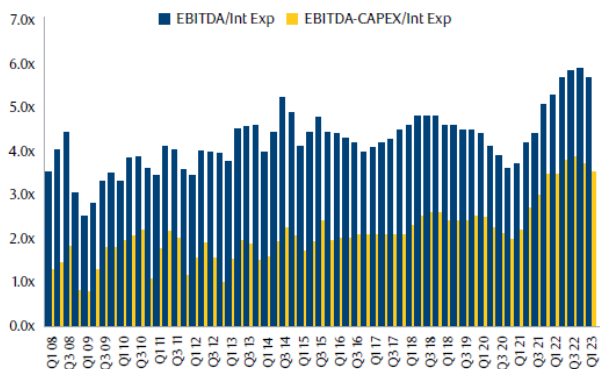


Source: Bloomberg as at 14/2/24

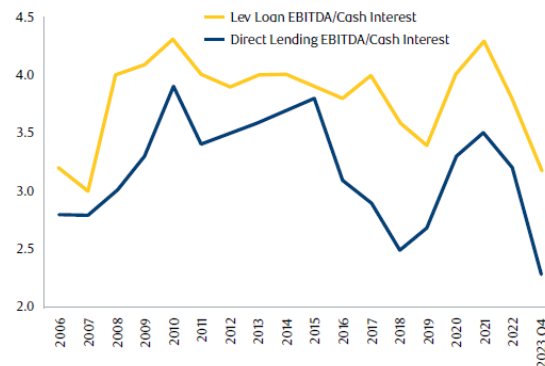
High yield bonds may be OK, but more cautious in other HY asset classes

- High yield corporate bonds supported by low volume of supply and stronger fundamentals than other higher yielding sectors
- Bank loans at risk, where covenants have been degraded. Recovery rates lower than historically the case
- Falling IPO activity leaves no exit for many private asset owners, highlighting risk in private equity
- A default cycle is coming as the economy downshifts. Opportunities in distressed situations

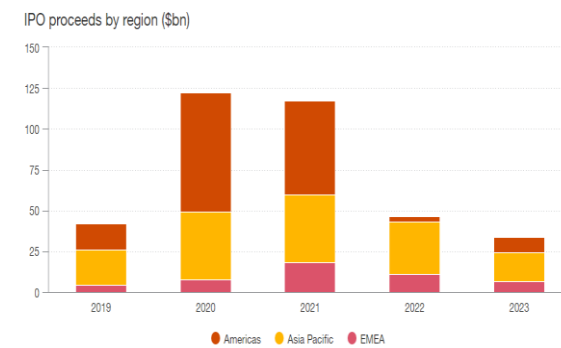
High Yield interest cover robust



Loan market more exposed



Falling IPO market activity



Source: Bloomberg as at 1/11/23, JP Morgan, PwC/Dealogic

Source: Dealogic with PwC analysis

Opportunities in some Emerging Market assets

- EM local rates look attractive, with interest rates on a declining path
- EM FX more challenged, as carry is eroded
- Divergence with EM countries. Some EM credit cheap / others rich to fair value

Mexico 10 year real yields (%)



EM Hard Currency Index Spread (bp)



Source: Bloomberg as at 14/2/23

FX: Focus on relative value themes

- US exceptionalism argues for dollar strength – but valuations are stretched
- US dollar longs most attractive versus EM currencies where rates are falling fastest
- GBP also an attractive short versus US\$, based on inflation fiscal risks
- Yen is very cheap – but needs the catalyst of BOJ policy action before it can recover

Beer Price in Washington DC

★ Beer in Bottles & Cans ★ No Drafts

Lunch 16.9oz Bottle Maine Beer Co. Freeport, ME <i>Aromas of orange, grapefruit, and lemon with pine and herbal undertones. Tropical notes of guava and papaya with subtle caramel and malt sweetness.</i>	\$16
Slapasaurus Double IPA 16oz Can 3 Floyds Brewing Munster, IN <i>Features rich notes of apricots, marmalade, and orange peel and imparts a lingering mouth warming bitterness.</i>	\$16
Belgian-Style Wheat 16oz Can Allagash Brewing Portland, ME <i>Hazy "white" appearance, spiced with special blend of coriander and Curaçao orange peel</i>	\$13
Parabolita Barrel-Aged Salted Caramel Stout 12oz Bottle Firestone Walker Lakewood, NY <i>Cocoa nibs and vanilla really accentuate the beer's boozy caramel malt character. It somehow manages to be massive, mellow and drinkable... the dash of sea salt acts just like it does in food. It makes the aromas pop, elevates the flavors and adds texture to the mouthfeel.</i>	\$18

Mclellan's Retreat in DC



Sushi Zanmai Shimbashi



Source: Mclellans Retreat, Sush Zanmai as at 14/2/24



RBC BlueBay
Asset Management

Conviction ideas for next 6 months

- Position against markets expecting rate valuations to return to 2010 levels – unless data suggests a hard landing
- Curve steepener 10-30yr in US as a way to position for fiscal worries
- Favour Spain vs France in Eurozone
- Structurally bearish on UK Gilts and Pound
- Structurally bearish on JGBs, time to become bullish Yen
- Bullish Euro credit versus US credit on valuation
- Bullish Euro financials within IG credit
- Cautious on bank loans and bearish private equity
- Bullish on Distressed debt & special situations in Europe and Emerging Markets

Disclaimer: Marketing Communication

This document is a marketing communication and it may be produced and issued by the following entities: in the European Economic Area (EEA), by BlueBay Funds Management Company S.A. (BBFM S.A.), which is regulated by the Commission de Surveillance du Secteur Financier (CSSF). In **Germany, Italy, Spain and Netherlands** the BBFM S.A. is operating under a branch passport pursuant to the Undertakings for Collective Investment in Transferable Securities Directive (2009/65/EC) and the Alternative Investment Fund Managers Directive (2011/61/EU). In the **United Kingdom (UK)** by RBC Global Asset Management (UK) Limited (RBC GAM UK), which is authorised and regulated by the UK Financial Conduct Authority (FCA), registered with the US Securities and Exchange Commission (SEC) and a member of the National Futures Association (NFA) as authorised by the US Commodity Futures Trading Commission (CFTC). In **Switzerland**, by BlueBay Asset Management AG where the Representative and Paying Agent is BNP Paribas Securities Services, Paris, succursale de Zurich, Selnaustrasse 16, 8002 Zurich, Switzerland. The place of performance is at the registered office of the Representative. The courts at the registered office of the Swiss representative or at the registered office or place of residence of the investor shall have jurisdiction pertaining to claims in connection with the offering and/or advertising of shares in Switzerland. The Prospectus, the Key Investor Information Documents (KIIDs), the Packaged Retail and Insurance-based Investment Products - Key Information Documents (PRIIPs KID), where applicable, the Articles of Incorporation and any other document required, such as the Annual and Semi-Annual Reports, may be obtained free of charge from the Representative in Switzerland. In **Japan**, by BlueBay Asset Management International Limited which is registered with the Kanto Local Finance Bureau of Ministry of Finance, Japan. In **Asia**, by RBC Global Asset Management (Asia) Limited, which is registered with the Securities and Futures Commission (SFC) in Hong Kong. In **Australia**, RBC GAM UK is exempt from the requirement to hold an Australian financial services license under the Corporations Act in respect of financial services as it is regulated by the FCA under the laws of the UK which differ from Australian laws. In **Canada**, by RBC Global Asset Management Inc. (including PH&N Institutional) which is regulated by each provincial and territorial securities commission with which it is registered. RBC GAM UK is not registered under securities laws and is relying on the international dealer exemption under applicable provincial securities legislation, which permits RBC GAM UK to carry out certain specified dealer activities for those Canadian residents that qualify as "a Canadian permitted client", as such term is defined under applicable securities legislation. In the **United States**, by RBC Global Asset Management (U.S.) Inc. ("RBC GAM-US"), an SEC registered investment adviser. The entities noted above are collectively referred to as "RBC BlueBay" within this document. The registrations and memberships noted should not be interpreted as an endorsement or approval of RBC BlueBay by the respective licensing or registering authorities. Not all products, services or investments described herein are available in all jurisdictions and some are available on a limited basis only, due to local regulatory and legal requirements. Please refer to the Prospectus of the fund, the Key Investor Information Documents (KIID) and the Packaged Retail and Insurance-based Investment Products - Key Information Documents (PRIIPs KID), if available, or any other relevant fund documentation on our website (www.rbcbay.com) before making any final investment decisions. The Prospectus and the PRIIPs KID is available in English and the KIIDs in several local languages. No RBC BlueBay fund will be offered, except pursuant and subject to the offering memorandum and subscription materials for such fund (the "Offering Materials"). If there is an inconsistency between this document and the Offering Materials for the RBC GAM UK fund, the provisions in the Offering Materials shall prevail. Any investor who proposes to subscribe for an investment in any of the RBC BlueBay products must be able to bear the risks involved and must meet the respective products suitability requirements. This document is intended only for "professional clients" and "eligible counterparties" (as defined by the Markets in Financial Instruments Directive ("MiFID")) or in the US by "accredited investors" (as defined in the Securities Act of 1933) or "qualified purchasers" (as defined in the Investment Company Act of 1940) as applicable and should not be relied upon by any other category of customer. The investments discussed may fluctuate in value and you may not get back the amount invested. The return may increase or decrease as a result of currency fluctuations. Investment in derivatives may involve a high degree of gearing or leverage, so that a relatively small movement in the price of the underlying investment results in a much larger movement in the price of the instrument, as a result of which prices are more volatile. There are restrictions on transferring interests in the funds. The instruments in which the products invest may involve complex tax structures and there may be delays in distributing important tax information. The funds are not required to provide periodic pricing or valuation information to investors with respect to its individual investments. Unless otherwise stated, performance data is unaudited and net of management, performance and other fees. Past performance is not indicative of future results. Any indices shown are presented only to allow for comparison of the RBC BlueBay fund's performance to that of certain widely recognised indices. The volatility of the indices may be materially different from the individual performance attained by a specific fund or investor. In addition, the RBC BlueBay fund holdings may differ significantly from the securities that comprise the indices shown. Indexes are unmanaged and investors cannot invest directly in an index. This document has been prepared solely for informational purposes and does not constitute an offer or recommendation to buy or sell any security or investment product or adopt any specific investment strategy in any jurisdiction. This document should not be

construed as tax or legal advice. This document may contain the current opinions of RBC BlueBay and is not intended to be, and should not be interpreted as, a recommendation of any particular security, strategy or investment product. Unless otherwise indicated, all information and opinions herein are as of the date of this document. All information and opinions herein are subject to change without notice. The information contained in this document has been compiled by RBC BlueBay, and/or its affiliates, from sources believed to be reliable but no representation or warranty, express or implied is made to its accuracy, completeness or correctness. A summary of investor rights can be obtained in English on www.rbcbay.com/investorrights. It is important to note that the Fund Management Company may terminate arrangements for marketing under new Cross-border Distribution Directive denotification process. There are several risks associated with investing in financial products. With all investments there is a risk of loss of all, or a portion of the amount invested. Recipients are strongly advised to make an independent review with their own advisors and reach their own conclusions regarding the investment merits and risks, legal, credit, tax and accounting aspects of all transactions.

Gross Performance: While gross of fee figures would reflect the reinvestment of all dividends and earnings, it would not reflect the deduction of investment management and performance fees. An investor's return will be reduced by the deduction of applicable fees which will vary with the rate of return on the fund. For example, if there was an annualised return of 10% over a 5-year period then the compounding effect of a 0.60% management fee and a 0.20% performance fee would reduce the annualised return to 9.32% (figures used are only to demonstrate the effect of charges and are not an indicator of future performance). In addition, the typical fees and expenses charged to a fund will offset the fund's trading profits. A description of the specific fee structure for each RBC BlueBay strategy is contained in the fund's prospectus.

Net Performance: Net performance figures reflect the reinvestment of all dividends and earnings, and the deduction of investment management and performance fees. In addition, the typical fees and expenses charged to a fund will offset the fund's trading profits. The specific fee structure is detailed in the fund's offering materials and/or prospectus.

eVestment: Rankings change monthly. Return and risk rankings are simply the actual rank divided by the number of observations. Risk measures are calculated based on monthly returns of funds and/or benchmarks. eVestment and its affiliated entities collect information directly from investment management firms and other sources believed to be reliable; however, eA does not guarantee or warrant the accuracy, timeliness, or completeness of the information provided and is not responsible for any errors or omissions. Performance results may be provided with additional disclosures available on eA's systems and other important considerations such as fees that may be applicable. Not for general distribution. * All categories not necessarily included; Totals may not equal 100%. Copyright 2011-2024 eVestment Alliance, LLC. All Rights Reserved.

MSCI: This report contains information (the "Information") sourced from MSCI Inc., its affiliates or information providers (the "MSCI Parties") and may have been used to calculate scores, ratings or other indicators. The Information is for internal use only, and may not be reproduced/redisseminated in any form, or used as a basis for or a component of any financial instruments or products or indices. The MSCI Parties do not warrant or guarantee the originality, accuracy and/or completeness of any data or Information herein and expressly disclaim all express or implied warranties, including of merchantability and fitness for a particular purpose. The Information is not intended to constitute investment advice or a recommendation to make (or refrain from making) any investment decision and may not be relied on as such, nor should it be taken as an indication or guarantee of any future performance, analysis, forecast or prediction. None of the MSCI Parties shall have any liability for any errors or omissions in connection with any data or Information herein, or any liability for any direct, indirect, special, punitive, consequential or any other damages (including lost profits) even if notified of the possibility of such damages.

Definitions: CFROI® is an approximation of the economic return, or an estimate of the average real internal rate of return, earned by a firm on the portfolio of projects that constitute its operating assets.

Supplemental information is derived from a representative account of this strategy. The representative account is the account in the composite that most closely reflects the current portfolio management style for this strategy.

Trademark disclosure: HOLT® and CFROI® are trademarks of Credit Suisse Group AG or its affiliates.

This document may not be reproduced in whole or part, and may not be delivered to any person without the consent of RBC BlueBay. Copyright 2024 © RBC BlueBay. RBC Global Asset Management (RBC GAM) is the asset management division of Royal Bank of Canada (RBC) which includes RBC Global Asset Management (U.S.) Inc. (RBC GAM-US), RBC Global Asset Management Inc., RBC Global Asset Management (UK) Limited and RBC Global Asset Management (Asia) Limited, which are separate, but affiliated corporate entities. ® / Registered trademark(s) of Royal Bank of Canada and BlueBay Asset Management (Services) Ltd. Used under licence. BlueBay Funds Management Company S.A., registered office 4, Boulevard Royal L-2449 Luxembourg, company registered in Luxembourg number B88445. RBC Global Asset Management (UK) Limited, registered office 100 Bishopsgate, London EC2N 4AA, registered in England and Wales number 03647343. All rights reserved.



RBC BlueBay
Asset Management